


















KABA®

Kaba E-Flash EF680

Electronic Door Lock

E-Flash EF680 Electronic Door Lock

-  Stylish design with two colour options
-  Digital touch pad design
-  Proximity card or password identification
-  Easy registration of password and proximity card
-  Enhanced security by scramble code
-  Standard or double security access mode
-  Automatic locking
-  Automatic unlocking on exit
-  Free access or privacy mode selectable
-  Wrong-try lock out delay
-  Voice guide with volume control
-  External 9V battery terminal for emergency use
-  Emergency key override
-  Low battery power alert
-  Remote control (optional)



Tailored Flexibility

The E-Flash EF680 is the ideal entry level digital door lock for residential electronic access control.

The EF680 eliminates the need for keys with the simple to use digital touch pad and allows easy registration of password or proximity card.

With its modern stylish design the EF680 is available in two colour choices - white or black.

Optional wireless door remote control provides added flexibility to the system.

Product characteristics

The EF680 provides the convenience of proximity card or password identification access.

The voice guide function has a volume control and assists users to operate and set functions with ease and convenience. When the door is securely locked and an outsider tries to break into the premises by forcibly opening the door or damaging the lock a built-in trespassing/damage alarm is activated.

The EF680 has an automatic lock mode with manual override.

Construction

The durable construction materials including steel mortice lockcase, zinc die casting front and main body with a high impact resin ensure high strength within the system

Applications

- Residential properties



Touch pad design



Key override and 9V battery terminal for emergency use



Privacy mode

E-Flash EF680 Electronic Door Lock

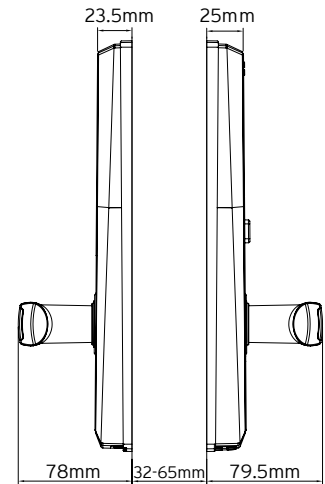
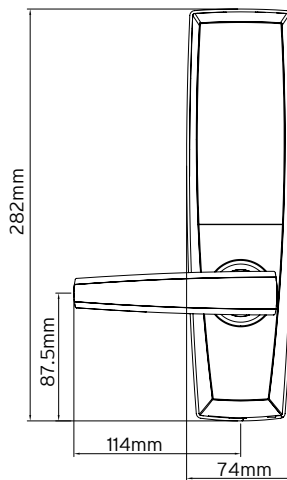
SPECIFICATIONS

Key type	Proximity card or password
User capacity	Up to 100 proximity card registration
Password combination	4-12 digit combination
Colour	Silver/Black or Silver/White
Power supply	Alkaline 1.5V 4 x AA battery
Operating temperature	-15° - 55°
Applicable door depth	32mm - 65mm
Backset	55mm - (EF680E) 60mm - (EF680S and EF680D)
Battery life	Approx. 1 year (10 times usage per day)
Dimensions (excl. handle)	External Body: 23.5 (D) x 74 (W) x 282 (H) mm Internal body: 25 (D) x 74 (W) x 282 (H) mm
Dimensions (incl. handle)	External body: 78 (D) x 151 (W) x 282 (H) mm Internal Body: 79.5 (D) x 151 (W) x 282 (H) mm

* Battery lifetime depends on ambient temperature, humidity, frequency of usage and quality of batteries
 ** Due to product improvement, product specification is subject to change without prior notice



Scramble code



E-Flash Accessories



Card Key



Manual Key



Remote control



Kaba Australia Pty Limited

HEAD OFFICE - NSW
12-14 Yulong Close
Moorebank NSW 2170

QLD - 4/40 Proprietary Street
Tingalpa QLD 4173

VIC - 3/7 Commercial Court
Tullamarine VIC 3043

SA - 55/55 Melbourne Street
North Adelaide SA 5006

WA - Unit 1, 10 Vulcan Road
Canning Vale WA 6155

Sales Tel: 1300 728 088
Sales Fax: 1300 728 708

info@kaba.com.au
www.kaba.com.au

NQLD - N.B. Agencies Pty Limited
56 Leigh Street, West End
Townsville QLD 4810

Tel: 07 4771 3400
Fax: 07 4771 4955

sales@nbagencies.com.au

Kaba New Zealand Limited
Building 1 Level 1, Unit C
4-8 Pavilion Drive
Airport Oakes Mangere
AUCKLAND NEW ZEALAND

Tel: 09 274 3341
Fax: 09 274 3301

info@kaba.co.nz
www.kaba.co.nz