

FROSTED

Frosted glass utilises enamelled stencilled designs, some incorporating transfers and is heat treated resulting in the look of leadlight or stained glass at a very affordable price.

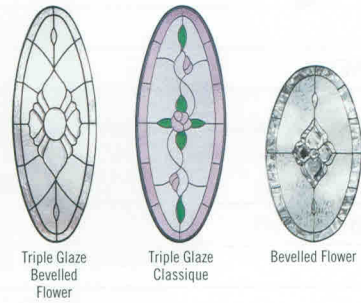


TRIPLE GLAZE

Exclusive leadlight glass designs vacuum sealed and protected each side by clear toughened glass.

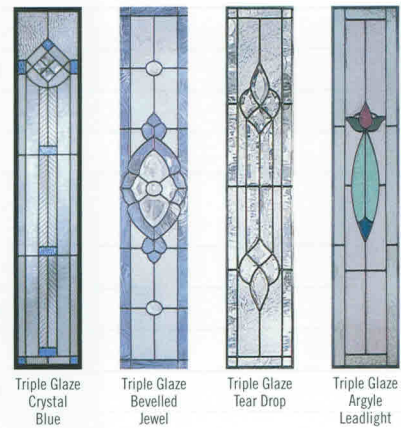

Benefits include:

- Added security
- Excellent insulation
- Easy care
- Water proof
- Noise reduction



CONTEMPORARY

Panama Glass is frost plain glass with routed design into the glass. Slumped Glass is a freeform glass created under very high temperatures.



BUDGET LEADLIGHT

Affordable quality featuring toughened glass for added security and peace of mind.

DOUBLE GLAZE

For the energy conscious. Reduces energy loss, improves sound insulation.

